



3216 CHIP
630-043-4521




PICK-UP NOZZLE (NO. 21)
(ID = Ø1.1, OD = Ø1.8)
SAN, TCM 1100

630-043-4538




PICK-UP NOZZLE (NO. 31)
(ID = Ø4.5, OD = Ø6.0)
SAN, TCM 1100

4532 CHIP
630-043-4545




PICK-UP NOZZLE (NO. 41)
(ID = Ø2.0, OD = Ø3.0)
SAN, TCM 1100

MELF
630-043-4552




PICK-UP NOZZLE (NO. 51)
(ID = Ø0.9, OD = Ø1.3)
SAN, TCM 1100

MELF
630-043-4569




PICK-UP NOZZLE (NO. 61)
(ID = Ø1.2, OD = Ø2.5)
SAN, TCM 1100

2125 CHIP
630-043-4576




PICK-UP NOZZLE (NO. 71)
(ID = Ø0.9, OD = Ø1.3)
SAN, TCM 1100

1608 CHIP
630-043-5269




PICK-UP NOZZLE (NO. 11)
(ID = Ø0.7, OD = Ø0.9)
SAN, TCM 1100

1005 CHIP
630-043-5276




PICK-UP NOZZLE (NO. 81)
(ID = Ø0.4, OD = Ø0.6)
SAN, TCM 1100

1608 CHIP
630-047-9942



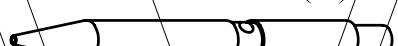
PICK-UP NOZZLE (NO. 91)
(ID = Ø0.5, OD = Ø1.5)
SAN, TCM 1100

2125 CHIP
630-047-9957



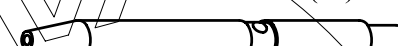
PICK-UP NOZZLE (NO. 101)
(ID = Ø0.5, OD = Ø1.8)
SAN, TCM 1100

1608 CHIP
TCM-1000-N011(M)



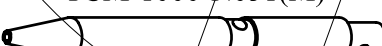
PICK-UP NOZZLE (NO. 11)
(ID = Ø0.6, OD = Ø0.9)
SAN, TCM 1000

3216 CHIP
TCM-1000-N021(M)



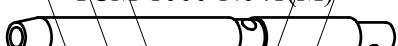
PICK-UP NOZZLE (NO. 21)
(ID = Ø1.0, OD = Ø1.8)
SAN, TCM 1000

MELF
TCM-1000-N051(M)



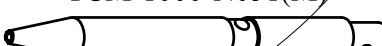
PICK-UP NOZZLE (NO. 51)
(ID = Ø0.8, OD = Ø1.3)
SAN, TCM 1000

4532 CHIP
TCM-1000-N041(M)




PICK-UP NOZZLE (NO. 41)
(ID = Ø2.0, OD = Ø3.0)
SAN, TCM 1000

MELF
TCM-1000-N051(M)




PICK-UP NOZZLE (NO. 51)
(ID = Ø0.8, OD = Ø1.3)
SAN, TCM 1000

MELF
TCM-1000-N061(M)




PICK-UP NOZZLE (NO. 61)
(ID = Ø1.2, OD = Ø2.5)
SAN, TCM 1000

2125 CHIP
TCM-1000-N071(M)



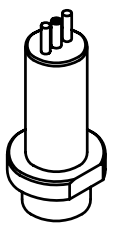
PICK-UP NOZZLE (NO. 71)
(ID = Ø0.8, OD = Ø1.3)
SAN, TCM 1000

1005 CHIP
TCM-1000-N081(M)



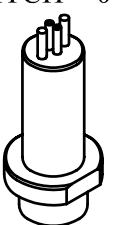
PICK-UP NOZZLE (NO. 81)
(ID = Ø0.3, OD = Ø0.6)
SAN, TCM 1000

GLUE GAP = 0.15




0050
DISPENSING NOZZLE
(ID=Ø0.6, 1 DOT)
SAN, TDM 1000

GLUE GAP = 0.1
PITCH = 0.9



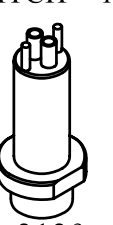
1110
DISPENSING NOZZLE
(ID=Ø0.4, 2 DOTS)
SAN, TDM 1000

GLUE GAP = 0.1
PITCH = 1.3

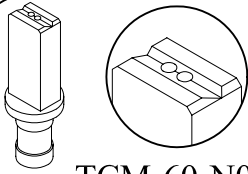


2120
DISPENSING NOZZLE
(ID=Ø0.5, 2 DOTS)
SAN, TDM 1000

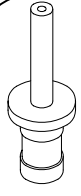
GLUE GAP = 0.15
PITCH = 1.8



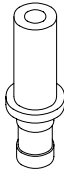
3130
DISPENSING NOZZLE
(ID=Ø1.1, 2 DOTS)
SAN, TDM 1000



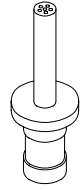
TCM-60-N001
PICK-UP NOZZLE (#1)
SAN, TCM 60



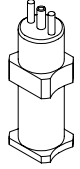
TCM-60-N002
PICK-UP NOZZLE (#2)
SAN, TCM 60



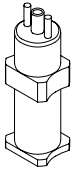
TCM-60-N003
PICK-UP NOZZLE (#3)
SAN, TCM 60



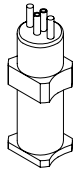
TCM-60-N006
PICK-UP NOZZLE (#6)
SAN, TCM 60



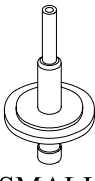
400-N-230
GLUE GAP = 0.15
DISPENSING NOZZLE (S)
(ID = Ø0.6, 1 DOT)
SAN, TCM 60



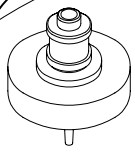
400-NF-230
GLUE GAP = 0.15
DISPENSING NOZZLE (L)
(ID = Ø1.0, 1 DOT)
SAN, TCM 60



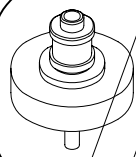
400-NF-230(2)
(AVI)
GLUE GAP = 0.1
PITCH = 1.0
(SPECIAL REQUEST)
DISPENSING NOZZLE
(ID = Ø0.5, 2 DOTS)
SAN, TCM 60



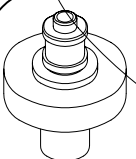
468UY-01*R002
SMALL ABSORB NOZZLE
(ID = Ø1.0, OD = Ø1.75)
SAN, TCM 40/41



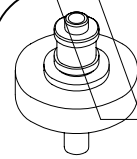
630 032 2590
PICK-UP NOZZLE
(ID = Ø0.6, OD = Ø0.9)
SAN, TCM 820/821/822
(1608 CHIP)



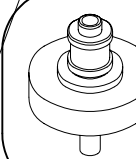
630 029 8604
PICK-UP NOZZLE
(ID = Ø1.0, OD = Ø1.8)
SAN, TCM 820/821/822
(3216 CHIP)



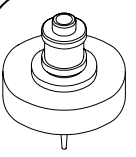
630 029 8628
PICK-UP NOZZLE
(ID = Ø4.5, OD = Ø6.0)
SAN, TCM 820/821/822
(SOP, QFP, PLCC)



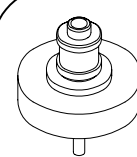
630 029 8635
PICK-UP NOZZLE
(ID = Ø2.0, OD = Ø3.0)
SAN, TCM 820/821/822
(4532 CHIP)



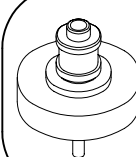
630 029 8659
PICK-UP NOZZLE
(ID = Ø1.0, OD = Ø2.5)
SAN, TCM 820/821/822
(MELF)



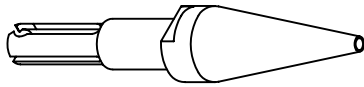
630 029 8673
PICK-UP NOZZLE
(ID = Ø0.3, OD = Ø0.5)
SAN, TCM 820/821/822
(1005 CHIP)



630 031 0726
PICK-UP NOZZLE
(ID = Ø0.8, OD = Ø1.3)
SAN, TCM 820/821/822
(MELF)

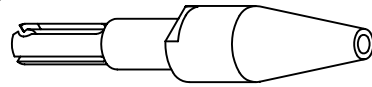


630-032-2606
PICK-UP NOZZLE
(ID = Ø0.8, OD = Ø1.3)
SAN, TCM 820/821/822
(2125 CHIP)



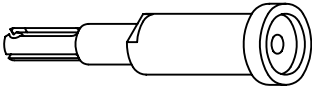
630 052 9517
PICK-UP NOZZLE (Z11)

(ID = Ø0.7, OD = Ø0.9)
SAN, TCM 3000
(1608 CHIP)



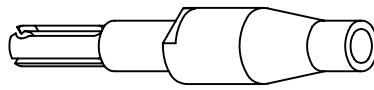
630 052 9524
PICK-UP NOZZLE (Z21)

(ID = Ø1.1, OD = Ø1.8)
SAN, TCM 3000
(3216 CHIP)



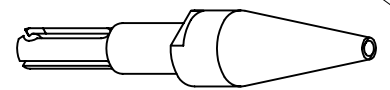
630 052 9531
PICK-UP NOZZLE (Z31)

(ID = Ø4.5, OD = Ø6.0)
SAN, TCM 3000
(SOP,QFP,PLCC)



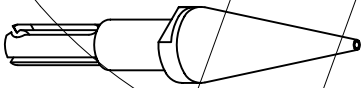
630 052 9548
PICK-UP NOZZLE (Z41)

(ID = Ø2.0, OD = Ø3.0)
SAN, TCM 3000
(4532 CHIP)



630 052 9555
PICK-UP NOZZLE (Z51)

(ID = Ø0.9, OD = Ø1.3)
SAN, TCM 3000
(MELF)



630 052 9586
PICK-UP NOZZLE (Z81)

(ID = Ø0.4, OD = Ø0.6)
SAN, TCM 3000
(1005 CHIP)



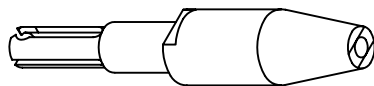
630 052 9609
PICK-UP NOZZLE (Z91)

(ID = Ø0.5, OD = Ø1.5)
SAN, TCM 3000
(1005/1608 CHIP)



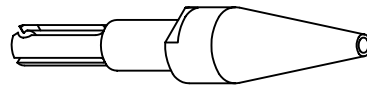
630 052 9616
PICK-UP NOZZLE (Z101)

(ID = Ø0.5, OD = Ø1.8)
SAN, TCM 3000
(1608/2125 CHIP)




630 052 9562
PICK-UP NOZZLE (Z61)

(ID = Ø1.2, OD = Ø2.5)
SAN, TCM 3000
(MELF)



630 052 9579
PICK-UP NOZZLE (Z71)

(ID = Ø0.9, OD = Ø1.3)
SAN, TCM 3000
(2125 CHIP)



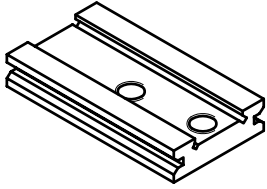
PAWL (WIDE)

SIN\$68
US\$43



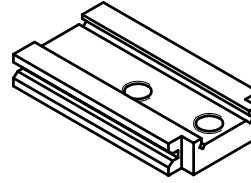
PAWL (NARROW)

SIN\$88
US\$55



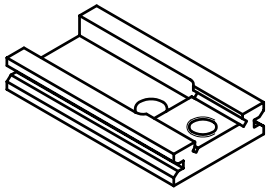
PAWL GUIDE (D)

SIN\$189
US\$118



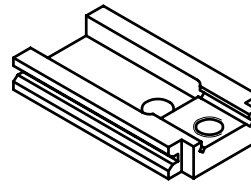
PAWL GUIDE (C)

SIN\$189
US\$118



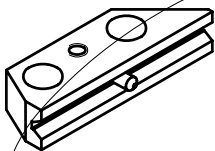
PAWL GUIDE (B)

SIN\$227
US\$142



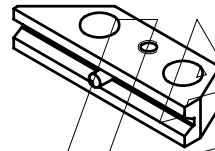
PAWL GUIDE (A)

SIN\$227
US\$142



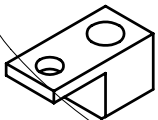
GUIDE RAIL (L)

SIN\$272
US\$170



GUIDE RAIL (R)

SIN\$272
US\$170



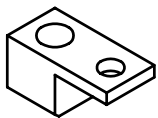
LINK BLOCK (A)

SIN\$48
US\$30



LINK PIN (A)

SIN\$45
US\$28



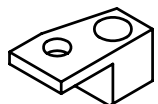
LINK BLOCK (B)

SIN\$48
US\$30



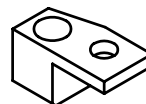
LINK PIN (B)

SIN\$45
US\$28



LINK BLOCK (C)

SIN\$58
US\$36



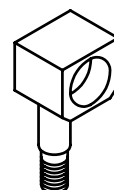
LINK BLOCK (D)

SIN\$58
US\$36



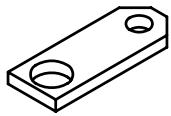
LINK PIN (C & D)

SIN\$45
US\$28



SPRING HOLDER

SIN\$107
US\$67



LINK PLATE (A)
SIN\$68
US\$43

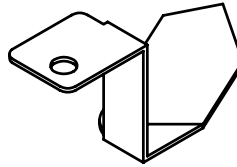
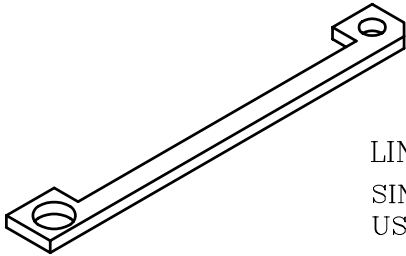
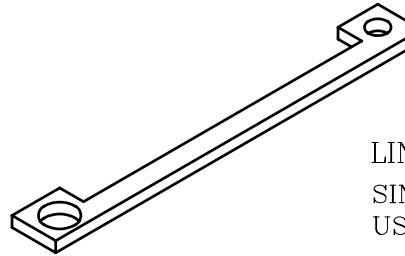


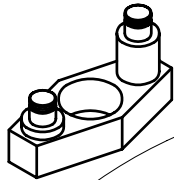
PLATE
SIN\$55
US\$34



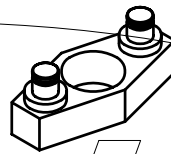
LINK PLATE (B)
SIN\$125
US\$78



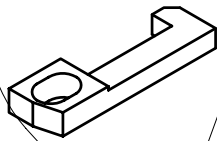
LINK PLATE (C)
SIN\$125
US\$78



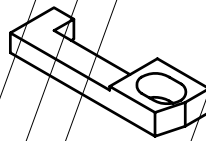
PIVOT BLOCK (B)
SIN\$228
US\$143



PIVOT BLOCK (C)
SIN\$228
US\$143



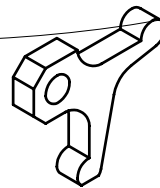
STOPPER (A)
SIN\$125
US\$78



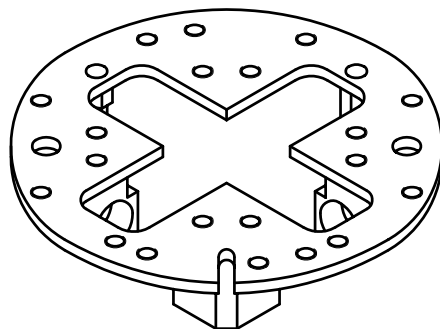
STOPPER (B)
SIN\$125
US\$78



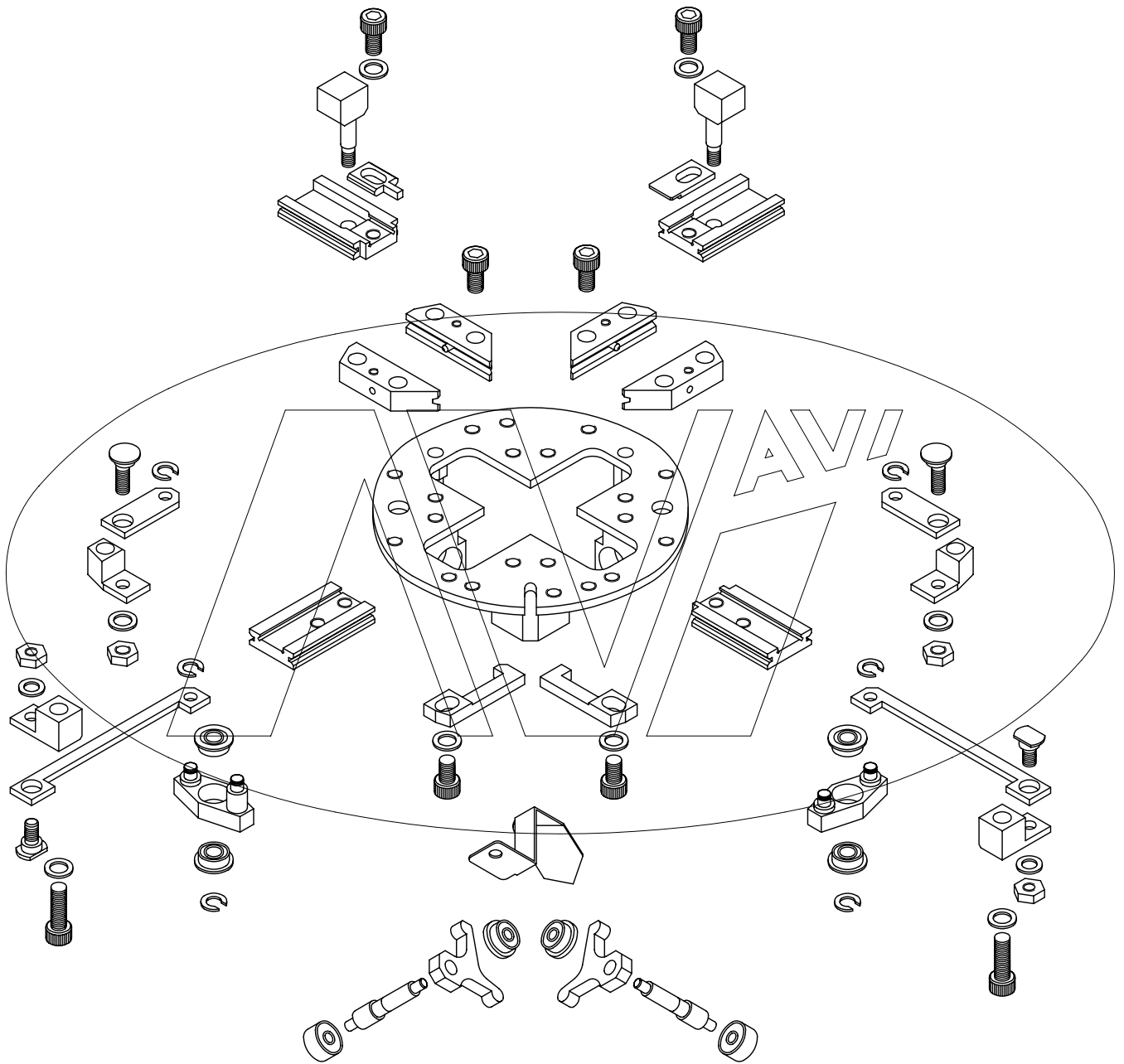
PIN
SIN\$38
US\$24



LEVER
SIN\$128
US\$80



BASE PLATE
SIN\$680
US\$425



SANYO TCM-41 CHIP POSITION UNIT